


# Pella® Architect Series®

## Traditional Wood & Clad/Wood



Expertly crafted wood windows and patio doors with nearly endless possibilities.

Double-Hung Interior



- **Designed with distinguished details**

Crafted with classic aesthetics to make a statement and add architectural interest to your project, inside and out.

- **Enhanced style options and custom capabilities**

Maximum design flexibility with dramatic sizes, custom colors, finishes, profiles, product types and more.

- **Authentic look of true divided light**

Pella's Integral Light Technology® grilles use the industry's only foam spacer to create the most authentic look of true divided light, by casting a more realistic shadow.

- **Interior finish options**

From light to dark, Architect Series - Traditional wood windows and patio doors are available in an array of classic and on-trend colors. Pine interiors are available in a variety of paint and stain colors.

- **Beautiful hardware**

Choose from Pella's collection of rich patinas and other timeless finishes.

- **Optional integrated security sensors**

Built-in security sensors allow homeowners to know when their windows and doors are open or locked, while being virtually invisible when the product is closed.

- **ENERGY STAR® certified<sup>1</sup>**

Pella products offer energy-efficient options that will meet or exceed ENERGY STAR guidelines in all 50 states. Pella Architect Series - Traditional products with triple-pane glass have been awarded the ENERGY STAR Most Efficient Mark in 2021.<sup>1</sup>

- **Long-lasting durability**

Aluminum-clad exteriors with EnduraClad® finish is applied in an overlapping fashion on windows for exceptional protection. Pella's exclusive EnduraGuard® wood protection is applied after the pieces have been cut and milled, but prior to final assembly.

- **Best limited lifetime warranty<sup>2</sup>**

Pella Architect Series - Traditional products are covered by the best limited lifetime warranty in the industry for wood windows and patio doors.<sup>2</sup>

- **Testing beyond requirements**

At Pella, our products are tested beyond requirements to help ensure they have long-lasting performance and reduce call-backs for you.

Double-Hung Exterior



### Available in these window and patio door styles:



Special shape windows also available.

<sup>1,2</sup> See back cover for disclosures.

## Product Specifications

Window & Patio Door Styles	Min. Width	Min. Height	Max. Width	Max. Height	Performance Class & Grade	Performance Values			Frame / Install
						U-Factor	SHGC	STC	
<b>Awning</b>	13-¾"	13-¾"	59"	59"	LC40-CW50	0.25-0.29	0.18-0.47	27-33	Fold-out Fin, Block Frame, EnduraClad Exterior Trim / Brickmould
<b>Precision Fit Awning</b>	17"	17"	53"	29"	R45-CW50	0.28-0.33	0.18-0.47	27-30	Pocket Replacement
<b>Casement</b>	13-¾"	13-¾"	41"	96"	CW30-CW50	0.25-0.29	0.18-0.47	28-33	Fold-out Fin, Block Frame, EnduraClad Exterior Trim / Brickmould
<b>Precision Fit Casement</b>	17"	17"	35"	73"	R50-CW50	0.28-0.33	0.18-0.47	27-30	Pocket Replacement
<b>Fixed Casement</b>	10"	10"	144"	144"	CW30-CW50	0.25-0.29	0.18-0.47	28-32	Fold-out Fin, Block Frame, EnduraClad Exterior Trim / Brickmould
<b>Precision Fit Fixed Casement</b>	17"	17"	59"	73"	R50-CW50	0.28-0.33	0.18-0.47	27-30	Pocket Replacement
<b>Double-Hung</b>	14"	24-¾"	54"	96"	CW40-CW50	0.25-0.30	0.19-0.53	26-34	Fold-out Fin, Block Frame, EnduraClad Exterior Trim / Brickmould
<b>Precision Fit Double-Hung</b>	13-½"	23-¾"	48"	84"	CW40-CW50	0.25-0.31	0.19-0.53	26-30	Pocket Replacement
<b>In-Swing Hinged Patio Door</b> (Single)	18"	36"	48"	199-½"	LC40-LC55	0.20-0.40	0.14-0.40	-	Fold-out Fin, Block Frame, EnduraClad Exterior Trim / Brickmould
<b>In-Swing Hinged Patio Door</b> (Double)	36"	36"	96"	119-½"	LC40-LC55	0.20-0.40	0.14-0.40	31-35	
<b>Out-Swing Hinged Patio Door</b> (Single)	18"	36"	48"	119-½"	R50-LC70	0.20-0.40	0.14-0.39	30-36	
<b>Out-Swing Hinged Patio Door</b> (Double)	36"	36"	96"	119-½"	R50-LC70	0.20-0.40	0.14-0.39	30-36	
<b>Sliding Patio Door</b> (O)	30-¾"	74"	60-¾"	119-½"	LC25-LC70	0.25-0.40	0.15-0.42	-	
<b>Sliding Patio Door</b> (OX, XO)	59-¼"	74"	119-½"	119-½"	LC25-LC70	0.25-0.40	0.15-0.42	31-35	
<b>Sliding Patio Door</b> (OXO)	90"	74"	180"	119-½"	LC25-LC70	0.25-0.40	0.15-0.42	-	
<b>Sliding Patio Door</b> (OXXO)	116-½"	74"	236-½"	119-½"	LC25-LC70	0.25-0.40	0.15-0.42	-	
<b>Multi-Slide Patio Door</b>	40-¼"	50-½"	701-⅝"	119-½"	R15-LC25 <sup>3</sup>	0.30 - 0.36	0.15 - 0.46	-	
<b>Bifold Patio Door</b>	31-¾"	55-½"	312"	119-½"	R15-R25 <sup>3</sup>	0.26-0.44	0.13-0.45	-	

### Window sizes available in 1/8" increments

Special sizes available. For more information regarding performance, visit [pella.com/performance](http://pella.com/performance). For more information regarding frame and installation types, visit [PellaADM.com](http://PellaADM.com).

## Window Hardware

### Classic Collection

Get a timeless look with authentic styles in classic finishes.



**Fold-away Crank**  
Antiek



**Spoon-Style Lock**

#### Finishes:



**Champagne White Brown Matte Black**



**Oil-Rubbed Bronze Satin Nickel**

### Rustic Collection

Create a distinct and charming look with distressed finishes.



**Fold-away Crank**  
Antiek



**Spoon-Style Lock**

#### Finishes:



**Distressed Bronze Distressed Nickel**

## Window Hardware

### Essential Collection

Select from popular designs and finishes to suit every style.



**Fold-away Crank**



**Cam-Action Lock**

#### Finishes:



**Champagne White Brown Matte Black**



**Oil-Rubbed Bronze Satin Nickel**

## Patio Door Hardware

### Classic Collection

Choose timeless pieces, created in collaboration with Baldwin® Hardware, for a look that will never go out of style.

### BALDWIN



**Hinged & Bifold Patio Door Handle**  
Virago



**Sliding & Multi-Slide Patio Door Handle**  
Ambrose



**Multi-Slide Patio Door Handle**<sup>4,5</sup>

#### Finishes:



**Matte Black Oil-Rubbed Bronze Satin Nickel**

### Rustic Collection

Stand out with bold looks and create an utterly unique aesthetic.



**Hinged & Bifold Patio Door Handle**  
Rustiek



**Sliding & Multi-Slide Patio Door Handle**  
Notus

#### Finishes:



**Distressed Bronze Distressed Nickel**

### Essential Collection

Elevate your style and transform a home with elegant selections.



**Hinged & Bifold Patio Door Handle**




**Sliding Patio Door Handle**



**Multi-Slide Patio Door Handle**<sup>4,5</sup>

#### Finishes:



**Champagne White Brown Matte Black**

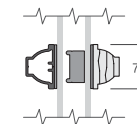


**Oil-Rubbed Bronze Satin Nickel**

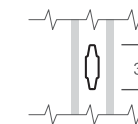
Additional hardware collections available. Visit [PellaADM.com](http://PellaADM.com) for more information.

## Grilles

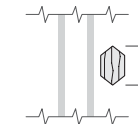
Choose the look of true divided light, roomside removable grilles or make cleaning easier by selecting grilles-between-the-glass.



**Ogee Integral Light Technology**<sup>8,6</sup>  
7/8", 1-1/4" or 2"



**Aluminum Grilles-Between-the-Glass**  
3/4"<sup>7</sup>



**Roomside Removable Grilles**<sup>8,6</sup>  
3/4", 1-1/4" or 2"

<sup>3</sup> See back cover for disclosures.

<sup>4,5,7,8</sup> See back cover for disclosures.

# Colors


## Wood Types

Choose the wood species that best complements your project's interior.



## Prefinished Pine Interior Colors

Custom interior finishes, unfinished or primed and ready-to-paint are also available.



## Aluminum-Clad Exterior Colors

Our low-maintenance EnduraClad® exterior finish resists fading. Take durability one step further with EnduraClad Plus which also resists chalking and corrosion.<sup>9</sup>



Custom colors are also available.



## Added Peace of Mind

### Integrated Security Sensors

Integrated wireless security sensors maintain aesthetics, streamline security installation and ensure no warranty loss is caused by post-installation drilling. Sensors can be monitored via the free Pella® Insynctive® App and are compatible with major security panel systems.<sup>10</sup> For more information, go to [connectpella.com](http://connectpella.com).



### The Best Limited Lifetime Warranty in the Industry

We know your reputation matters and you stake your reputation on quality, dependable products. That's why we have the best limited lifetime warranty in the industry for wood windows and patio doors.<sup>2</sup>

<sup>1</sup> Some Pella products may not meet ENERGY STAR® guidelines in Canada. For more information, contact your local Pella sales representative or go to [energystar.gc.ca](http://energystar.gc.ca).  
<sup>2</sup> Based on comparing written limited warranties of leading national wood window and wood patio door brands. See written limited warranty for details, including exceptions and limitations, at [pella.com/warranty](http://pella.com/warranty).  
<sup>3</sup> Performance ratings vary based on product configuration.  
<sup>4</sup> Flush multi-slide handle is a Pella exclusive design.  
<sup>5</sup> Flush multi-slide handle is not available in Champagne.  
<sup>6</sup> Color-matched to your product's interior and exterior color.  
<sup>7</sup> Appearance of exterior grille color may vary depending on the Low-E insulating glass selection.  
<sup>8</sup> Availability may be limited. Please contact your local Pella rep for details.  
<sup>9</sup> EnduraClad Plus protective finish is not available with all colors. See your local Pella sales representative for availability.  
<sup>10</sup> Requires the Insynctive App on a smart device, an Insynctive Bridge and a wireless home router with internet connection.