



COMPARE GLIDING PATIO DOORS

Compare features and options of gliding patio doors across Andersen series.

Interior view shown.


E-Series



A-Series



400 Series



200 Series
Narrowline®



200 Series Perma-
Shield®














100 Series



Price	\$\$\$\$\$	\$\$\$\$	\$\$\$	\$\$	\$\$	\$
Material	Wood Interior Aluminum Exterior	Wood Interior Fiberglass Exterior	Wood Interior Vinyl Exterior	Wood Interior Vinyl Exterior	Wood & Vinyl Interior Vinyl Exterior	Fibrex® Composite Interior & Exterior
Standard Heights	6'8", 6'10" and 8'	6'8", 6'11", 8' and 10'	6'8", 6'11" and 8'	6'8", 6'11", and 8'	6'8", 6'11", and 8'	6'8", 6'11" and 8'
Standard Widths	Single panel: 2'8", 3'2" and 4'2" 2-panel: 5', 6' and 8' 4-panel: 9'10 3/4", 11'10 3/4" and 15'10 3/4"	Single panel: 2'9", 3'3", 3'9" and 4'3" 2-panel: 5', 6', 7' and 8' 3- or 4-panel: 9'10", 11'10" and 15'10"	Single panel: 2'8 3/4", 3'2 3/4" and 4'2 3/4" 2-panel: 5', 6' and 8' 4-panel: 9'9 3/4", 11'9 3/4" and 15'9 3/4"	Single panel: 2'9", 3'3" and 4'3" 2-panel: 5', 6' and 8' 4-panel: 9'10", 11'10" and 15'10"	Single panel: 3'3 1/8" and 4'3 1/8" 2-panel: 5', 5'11 1/4", 6'0 3/4" and 8'0 3/4"	5', 6' and 8'
Custom Sizes	Available in 1/8" increments	Available in 1/8" increments	Available in 1/8" increments	Available in 1/8" increments	Available in 1/8" increments	Available in 1/8" increments







Interior Colors						
Interior Wood Species					Not Available	Not Available
Interior Wood Finishes			Not Available	Not Available	Not Available	Not Available





<p>Exterior Colors</p>	<p>50 Exterior Colors 7 Anodized Finishes & Custom Colors Available</p> 	<p>11 Colors</p> 	<p>4 Colors</p> 	<p>6 Colors</p> 	<p>6 Colors</p> 	<p>6 Colors</p> 
<p>Glass Options</p>	<p>Low-E4® Low-E4® Sun Low-E4® SmartSun™ Low-E4® PassiveSun® Triple-Pane Dual-Pane</p>	<p>Low-E4® Low-E4® Sun Low-E4® SmartSun™ Low-E4® PassiveSun® Triple-Pane Dual-Pane</p>	<p>Low-E4® Low-E4® Sun Low-E4® SmartSun™ Low-E4® PassiveSun® Dual-Pane</p>	<p>Low-E4® Low-E4® Sun Low-E4® SmartSun™ Low-E4® PassiveSun® Dual-Pane</p>	<p>Low-E4® Low-E4® Sun Low-E4® SmartSun™ Dual-Pane</p>	<p>Low-E4® Low-E4® SmartSun™ Low-E4® Sun Dual-Pane</p>
<p>Additional Options</p>	<p>Blinds-Between-the-Glass</p>	<p>Blinds-Between-the-Glass</p>	<p>Blinds-Between-the-Glass</p>		<p>Blinds-Between-the-Glass</p>	
<p>Customize Your Own</p>	<p>Design This Door</p>	<p>Design This Door</p>	<p>Design This Door</p>	<p>Design This Door</p>	<p>Design This Door</p>	<p>Design This Door</p>



Don't see what you need here? Consult our Product Guides for Professionals, or library of Technical Documents.